

Safety Supports & Jacking Blocks


PROFILED SAFETY SUPPORTS

Safety Supports feature our unique cup and cone profile for optimum safety.



BP163060LO TDS-P209

BLOX Safety Support and Jacking Block
Stackable Cup and Cone locking profile with lanyard orange. **16cm x 30cm x 60cm**.
Working Load Limit (WLL) 122kg/cm sq. at 25 Degree Celsius. Max Block Capacity **219,600kg**.



BP163030LO TDS-P309

BLOX Safety Support and Jacking Block
Stackable Cup and Cone locking profile with lanyard orange. **16cm x 30cm x 30cm**.
Working Load Limit (WLL) 122kg/cm sq. at 25 Degree Celsius. Max Block Capacity **109,800kg**.



BP1225120LO TDS-P103

BLOX Safety Support and Jacking Block
Stackable Cup and Cone locking profile with lanyard orange. **12cm x 25cm x 120cm**.
Working Load Limit (WLL) 122kg/cm sq. at 25 Degree Celsius. Max Block Capacity **366,000kg**.



BP122560LO TDS-P201

BLOX Safety Support and Jacking Block
Stackable Cup and Cone locking profile with lanyard orange. **12.5cm x 25cm x 60cm**.
Working Load Limit (WLL) 122kg/cm sq. at 25 Degree Celsius. Max Block Capacity **183,000kg**.




BP122530LO TDS-P301

BLOX Safety Support and Jacking Block
Stackable Cup and Cone locking profile with lanyard orange. **12.5cm x 25cm x 30cm**.
Working Load Limit (WLL) 122kg/cm sq. at 25 Degree Celsius. Max Block Capacity **91,500kg**.



BP121525LO TDS-P401

BLOX Safety Support and Jacking Block
Stackable Cup and Cone locking profile with lanyard orange. **12.5cm x 15cm x 25cm**.
Working Load Limit (WLL) 122kg/cm sq. at 25 Degree Celsius. Max Block Capacity **45,700kg**.



BP151860LO TDS-P207

BLOX Safety Support and Jacking Block
Stackable Cup and Cone locking profile with lanyard orange. **15cm x 18cm x 60cm**.
Working Load Limit (WLL) 122kg/cm sq. at 25 Degree Celsius. Max Block Capacity **109,800kg**.



BP151830LO TDS-P307

BLOX Safety Support and Jacking Block
Stackable Cup and Cone locking profile with lanyard orange. **15cm x 18cm x 30cm**.
Working Load Limit (WLL) 122kg/cm sq. at 25 Degree Celsius. Max Block Capacity **54,900kg**.



BP101060LO TDS-P206

BLOX Safety Support and Jacking Block
Stackable Cup and Cone locking profile with lanyard orange. **10cm x 10cm x 60cm**.
Working Load Limit (WLL) 122kg/cm sq. at 25 Degree Celsius. Max Block Capacity **73,200kg**.

Safety Supports & Jacking Blocks —

PROFILED SAFETY SUPPORTS

Safety Supports feature our unique cup and cone profile for optimum safety.



BP101030LO

TDS-P306

BLOX Safety Support and Jacking Block
Stackable Cup and Cone locking profile with lanyard orange. **10cm x 10cm x 30cm**.
Working Load Limit (WLL) 122kg/cm sq. at 25 Degree Celsius. Max Block Capacity **36,600kg**.



BP61060LO

TDS-P205

BLOX Safety Support and Jacking Block
Stackable Cup and Cone locking profile with lanyard orange. **6cm x 10cm x 60cm**.
Working Load Limit (WLL) 122kg/cm sq. at 25 Degree Celsius. Max Block Capacity **73,200kg**.



BP61030LO

TDS-P305

BLOX Safety Support and Jacking Block
Stackable Cup and Cone locking profile with lanyard orange. **6cm x 10cm x 30cm**.
Working Load Limit (WLL) 122kg/cm sq. at 25 Degree Celsius. Max Block Capacity **36,600kg**.



BP41060LO

TDS-P204

BLOX Safety Support and Jacking Block
Stackable Cup and Cone locking profile with lanyard orange. **4cm x 10cm x 60cm**.
Working Load Limit (WLL) 122kg/cm sq. at 25 Degree Celsius. Max Block Capacity **73,200kg**.



BP41030LO

TDS-P304

BLOX Safety Support and Jacking Block
Stackable Cup and Cone locking profile with lanyard orange. **4cm x 10cm x 30cm**.
Working Load Limit (WLL) 122kg/cm sq. at 25 Degree Celsius. Max Block Capacity **36,600kg**.

Safety Supports & Jacking Blocks — WEDGES

Wedges are used to fill in gaps to create a safer working environment.



BX151361LO

TDS-W422

BLOX Large Wedge with lanyard orange.

15cm x 13cm x 61cm.

Working Load Limit (WLL) 33.4kg/cm sq. at 25 Degree Celsius. Total WLL calculated on contact surface area.



BX101050LO

TDS-W421

BLOX Medium Wedge with lanyard orange.

10cm x 10cm x 50cm.

Working Load Limit (WLL) 33.4kg/cm sq. at 25 Degree Celsius. Total WLL calculated on contact surface area.



BX3830LO

TDS-W420

BLOX Small Wedge with lanyard orange.

3.5cm x 8.5cm x 31cm.

Working Load Limit (WLL) 33.4kg/cm sq. at 25 Degree Celsius. Total WLL calculated on contact surface area.

Safety Supports & Jacking Blocks — STEP CHOCKS

Quick and convenient support heights included in the one block.



BSCL8LO

TDS-S414

BLOX Safety Support Large Step Chock

2 x 7cm x 8 Steps with lanyard orange.

25cm x 12.5cm x 60cm.

Working Load Limit (WLL) 122kg/cm sq. at 25 Degree Celsius. Max Block Capacity **10,600kg.**



BSCM4LO

TDS-S412

BLOX Safety Support Medium Step Chock

6.5 x 10.5cm x 5 Steps with lanyard orange.

25cm x 12.5cm x 60cm.

Working Load Limit (WLL) 122kg/cm sq. at 25 Degree Celsius. Max Block Capacity **16,000kg.**



BSCS2LO

TDS-S410

BLOX Safety Support Small Step Chock

7.5 x 10cm x 3 Steps with lanyard orange.

22.5cm x 12.5cm x 30cm.

Working Load Limit (WLL) 122kg/cm sq. at 25 Degree Celsius. Max Block Capacity **11,430kg.**

Safety Supports & Jacking Blocks – GLUTS - NON STACKABLE

Non stackable gluts for storage.



BB1225240

TDS-B102

BLOX Safety Support Block Non-Stackable.
12.5cm x 25cm x 240cm. Working Load Limit (WLL) 122kg/cm sq. at 25 Degree Celsius.
 Max Block Capacity **732,000kg.**



BB1225120

TDS-B101

BLOX Safety Support Block Non-Stackable.
12.5cm x 25cm x 120cm. Working Load Limit (WLL) 122kg/cm sq. at 25 Degree Celsius.
 Max Block Capacity **366,000kg.**



BB122560

TDS-B222

BLOX Safety Support Block Non-Stackable.
12.5cm x 25cm x 60cm. Working Load Limit (WLL) 122kg/cm sq. at 25 Degree Celsius. Max Block Capacity **183,000kg.**



BMS1010120

TDS-B220

BLOX Mast Support Non-Stackable.
10cm x 10cm x 120cm.



BB101060

TDS-B221

BLOX Safety Support Block Non-Stackable.
10cm x 10cm x 60cm.
 Working Load Limit (WLL) 122kg/cm sq. at 25 Degree Celsius. Max Block Capacity **73,200kg.**

ACCESSORIES



BV122560LO

TDS-V202

BLOX Safety Support Tyre/Axle Block. Cup and "V" profile with lanyard orange.

12.5cm x 25cm x 60cm. Working Load Limit (WLL) 122kg/cm sq. at 25 Degree Celsius. Max Block Capacity **85,400kg.**



BX181392LO

TDS-R423


BLOX Riser 10degree **18cm x 13cm x 92cm** with lanyard orange. Working Load Limit (WLL)

60.8kg/cm sq at 25 deg C. Total WLL calculated on contact surface area.




BXWC1LO

BLOX Single Rubber Wheel Chock with lanyard orange. **10.4cm x 12.4cm x 20.5cm.**



BXWC2LO


BLOX Double Rubber Wheel Chock with lanyard orange. **10.4cm x 12.4cm x 20.5cm** each chock.



BASM6060

TDS-M426

BLOX Anti Slip Mat Large. **60cm x 60cm x 0.3cm.**



BASM4060

TDS-M425

BLOX Anti Slip Mat Small. **40cm x 60cm x 0.3cm.**